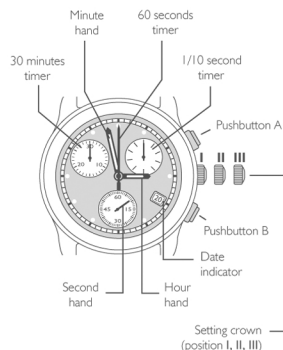




Millage Hampton Collection Manual

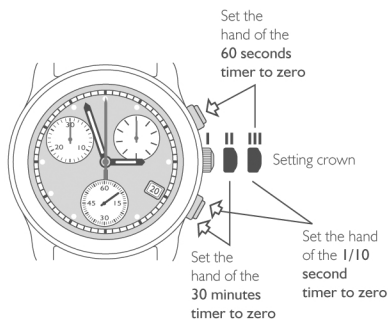
M2426

Display - Watch hands



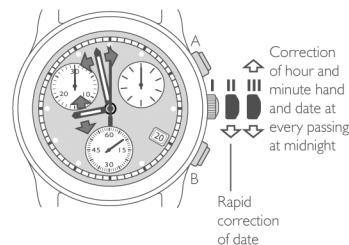
Setting the timers to zero

Setting crown in position II or III



Correction mode

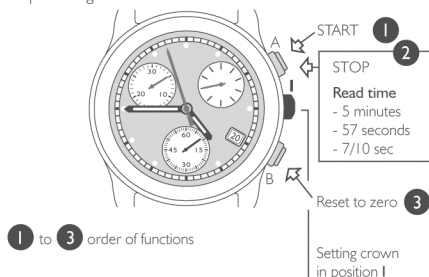
Setting the time
Correction of date



Note
Setting crown in position III : STOP-SECOND

Timing mode

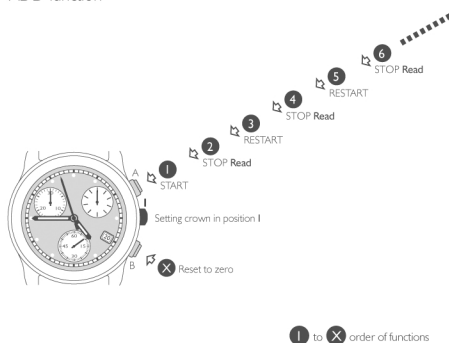
Simple timing function



WARNING
Before starting the time, put back the chronograph hands to their original position.
If necessary, see paragraph SETTING THE TIMERS TO ZERO.

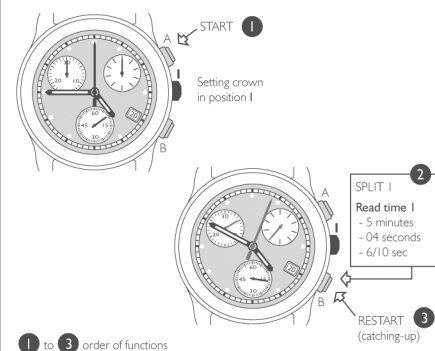
Timing mode

ADD function



Timing mode

SPLIT-TIME or INTERMEDIATE TIMES function



Timing mode

SPLIT-TIME or INTERMEDIATE TIMES function (cont. and end)

